

6 CAR CARE TIPS for Cold Weather

Provided by International Carwash Association (ICA)




Illustrations courtesy of Getty Images




ADD ANTIFREEZE

Antifreeze can help protect your engine from extreme temperatures and help keep fluids from freezing as cold sets in.



CHECK TIRES

When temperatures fall, air inside tires contracts and causes the pressure inside to drop, which can make tires susceptible to damage.



CHANGE OIL

Colder temperatures can cause motor oil to thicken, which can cause starting problems. Change your oil just before winter to help keep oil flowing easily through your engine to help your car start easier.

WaterSavers car washes use 40 gallons or less of fresh water per car wash – less than the water used for a load of laundry.

These car washes also prevent water pollution by routing waste water through treatment prior to its return to the environment.



WASH AND WAX


Washing and applying a fresh coat of wax before fluctuating temperatures set in can be the first line of defense against ice, salt, sand and slush. Visiting a car wash is also a great way to get the underbelly of the car clean to avoid rusting, which helps maintain the overall value of the vehicle.

Additionally, washing at a car wash regularly in winter can help keep the windshield, mirrors and lights clean, which is important in ensuring the best possible vision for the driver.



REPLACE WIPERS

As thick snow starts falling, or when rain and water turn to ice, it's important to have properly fitted wiper blades to keep your windshield clear.



PACK AN EMERGENCY KIT

To help ensure safe travel and be prepared for emergency situations, keep these essential items in your vehicle: gloves, ice scraper, shovel, salt or sand, warm clothing and blankets, jumper cables and first-aid kit.

Find more helpful tips to prepare your car for winter at carwash.org/watersavers.