

THE **CAR WASH SHOW**[™]
MAY 11-13, 2026 • NASHVILLE, TN



BADGE REGISTRATION

[CLICK HERE TO REGISTER*](#)

If you require any assistance with the registration process, please contact us at carwashshow@maritz.com or call **774-247-4010** (Monday-Friday, 9 AM to 5 PM ET).

**Instructions for accessing your registration site can be found on the next page. Only Primary Contacts can access the registration site.*

Exhibit Staff Registration

To generate badges for your company employees, the primary contact from your company can log into your company's **event portal** and click "**Register Now**". If you need to change your company's main contact, reach out to Liz Peters (Lpeters@carwash.org).

Each exhibiting company receives the following allotment*:

(2) Badges per 10x10 for Company Employees

**Once you have utilized your allotted complimentary badges, you may purchase additional badges for company employees for \$75.*

Customer Passes

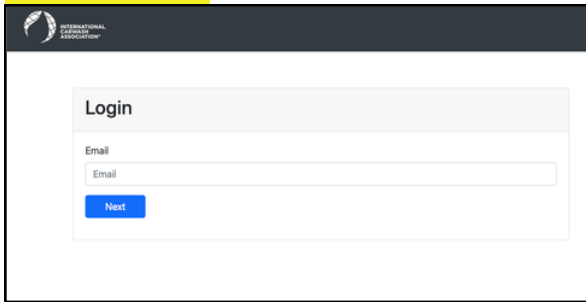
You can purchase additional customer passes through your registration portal and send them directly through your registration page. Think of these like a gift card, you purchase the pass, and they receive an email to redeem their free badge.

Distributor Registration

New this year: To register distributors in your booth, use the "**Invite Your Distributors**" tab in the exhibitor portal. After entering their contact details, you'll be prompted to send them a personalized registration link from your email to allow them to complete their complimentary registration.

Distributor badges purchased onsite will be charged at the full registration rate.

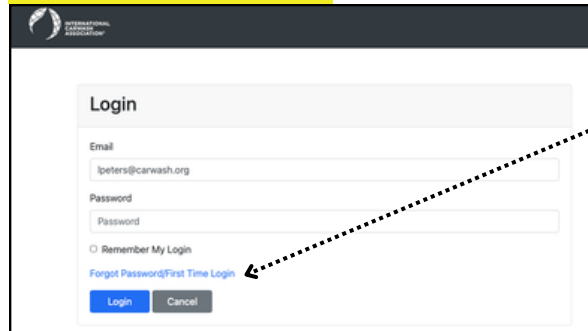
STEP 1: Log in Page



- Enter your email address*
- Click **Next**

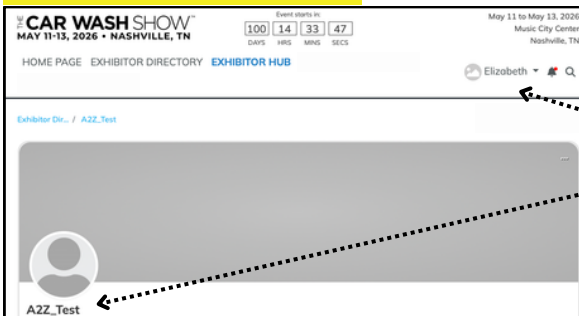
*Make sure this is the same address associated with your booth.

STEP 2: Log In OR Set Password



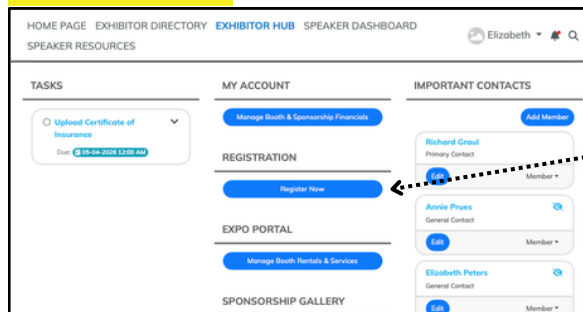
- Enter your password and click **Login**
- If this is your first time using the Event Portal - OR- you don't remember your password, click the **Forgot Password/First Time Login** link to receive an email to reset your password.

STEP 3: Exhibitor Hub Landing Page



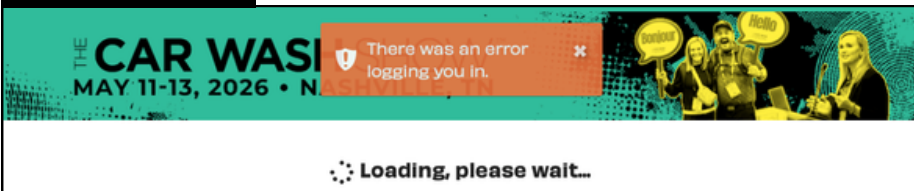
- The page should look similar to this test page
- Make sure your name is displayed here
- And that your correct company's booth name is here
 - Scroll down

STEP 4: Register Now



- You should see these categories in the bottom center of your Exhibitor Hub
- Click the **Register Now** button to proceed with registering your booth staff and/or inviting customers & distributors to register

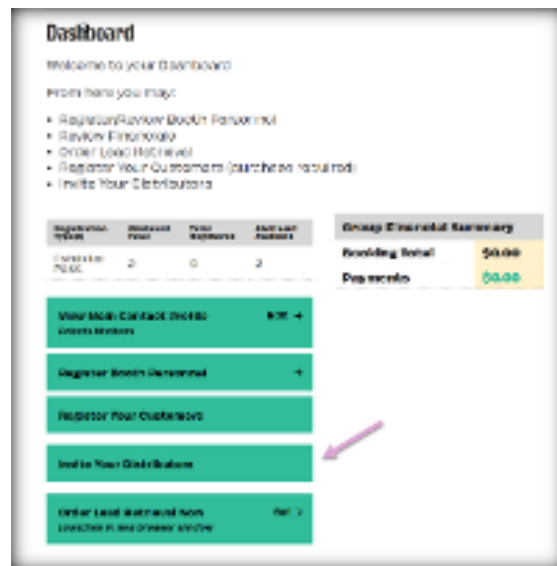
OOPSI!: Troubleshooting



- If you are seeing this on your screen, you are NOT the primary account holder for your booth, and do not have access to register staff
- If this is not correct or you need to update your booth's primary contact, please reach out to Liz Peters at lpeters@carwash.org for assistance
- If you are encountering any other issues throughout the registration process please reach out to 774-247-4010 or email CarWashShow@maritz.com for immediate assistance.

HOW TO SEND DISTRIBUTOR INVITATIONS

STEP 1: Log into the Exhibitor Portal
After logging in, go to your Dashboard.

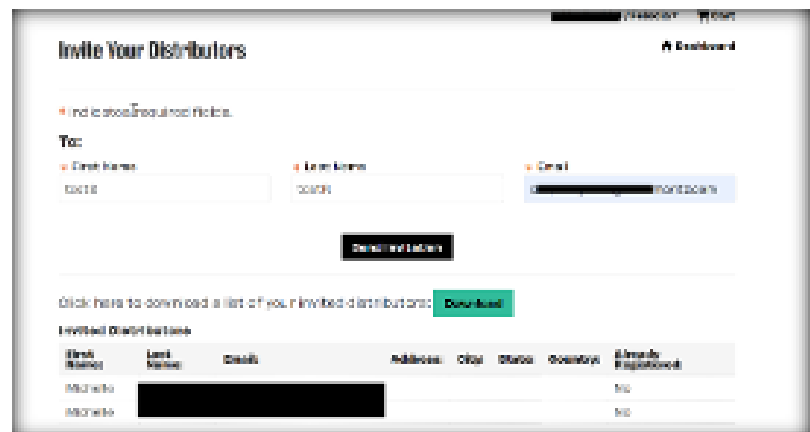


STEP 2: Locate the Distributor Invitation Tool

- In the Dashboard, click on the “Invite a Distributor” option.

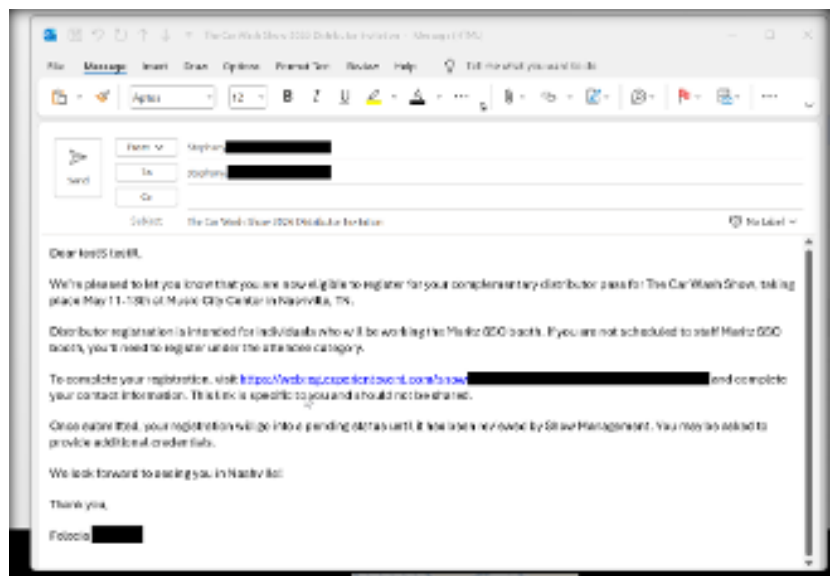
STEP 3: Enter Distributor Information

- Fill in the distributor’s:
 - First Name
 - Last Name
 - Email Address
- Click “Send Invitation.”



STEP 4: What the Distributor Receives

- The distributor will receive the invitation email shown in your attached screenshot.



STEP 5: Registration Link

- In the email, the distributor will see a registration link. Clicking this link will take them directly to the registration page to complete their sign-up.